

DESIGNED & DIMENSIONED  
IN INCHES[MILLIMETERS]

A	MS	Z Paden
4/26/2010	ECN-129965	
RELEASE FOR PRODUCTION		

FIGURE 1  
EQXX-SXX MATED WITH QTE-XX

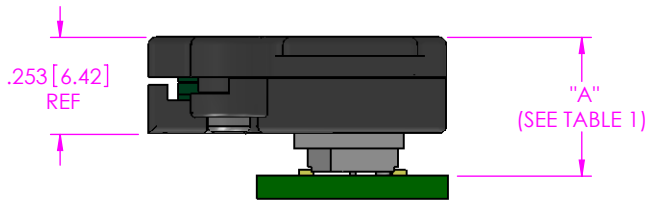


FIGURE 2  
EQXX-SEX MATED WITH QTE-XX-EMX

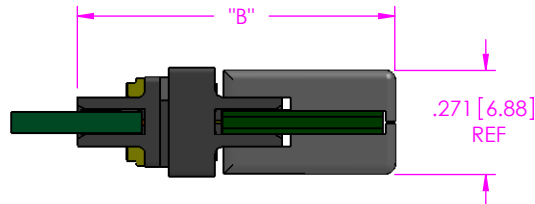


FIGURE 4  
EQXX-TXX MATED WITH QSE-XX

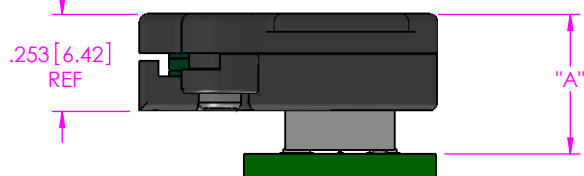
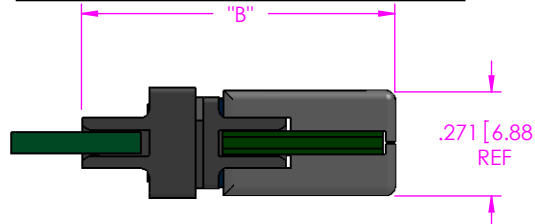


FIGURE 3  
EQXX-TEX MATED WITH QSE-XX-EMX



		EQXX-SXX
QTE LEAD STYLE	-01	.361 [9.17]
	-02	.479 [12.17]
	-03	.597 [15.16]
	-04	.794 [20.17]
	-05	.912 [23.16]
	-06	1.030 [26.16]
	-07	1.147 [29.13]
	-08	1.344 [34.14]
	-09	.715 [18.16]
	-10	.754 [19.15]

TABLE 1

	Fully Mated Board To Board Dimension ("A")	Max Board to Board Dimension ("A")	Fully Mated Connector To Connector Dimension ("B")	Max Connector To Connector Dimension ("B")	Min Contact Wipe	Max Contact Wipe
FIG. 1) EQXX-XX/QTE-XX	SEE TABLE 2	TABLE 2 DIMENSION+.007[0.178]	N/A	N/A	.015 [0.381]	.022 [0.559]
FIG. 2) EQXX-SEX/QTE-XX-EMX	N/A	N/A	.827 [21.01]	.834 [21.18]	.015 [0.381]	.022 [0.559]
FIG. 3) EQXX-TXX/QSE-XX	N/A	N/A	.816 [20.73]	.823 [20.90]	.015 [0.381]	.022 [0.559]
FIG 4.)EQXX-TEX/QSE-XX-EMX	.363 [9.22]	.370 [9.40]	N/A	N/A	.015 [0.381]	.022 [0.559]

NOTES:

1. ALL DIMENSIONS BASED ON NOMINAL VALUES FOR SAMTEC RECOMMENDED PCB LAYOUTS.
2. ALTHOUGH MAX DIMENSIONS ARE LISTED SAMTEC RECOMMENDS FULLY MATING COMPONENTS.

**PROPRIETARY NOTE**  
THIS DOCUMENT CONTAINS INFORMATION CONFIDENTIAL AND PROPRIETARY TO SAMTEC, INC. AND SHALL NOT BE REPRODUCED OR TRANSFERRED TO OTHER DOCUMENTS OR DISCLOSED TO OTHERS OR USED FOR ANY PURPOSE OTHER THAN THAT WHICH IT WAS OBTAINED WITHOUT THE EXPRESSED WRITTEN CONSENT OF SAMTEC, INC.



520 PARK EAST BLVD, NEW ALBANY, IN 47150  
PHONE: 812-944-6733 FAX: 812-948-5047  
e-Mail info@SAMTEC.com code 55322